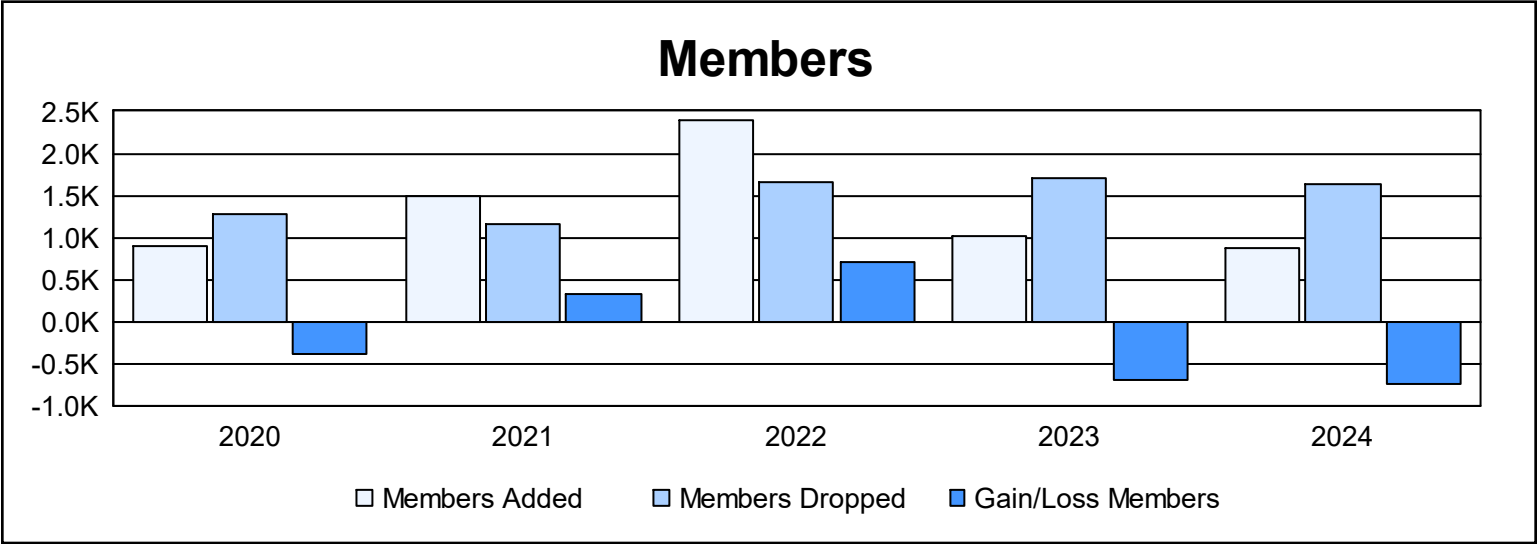
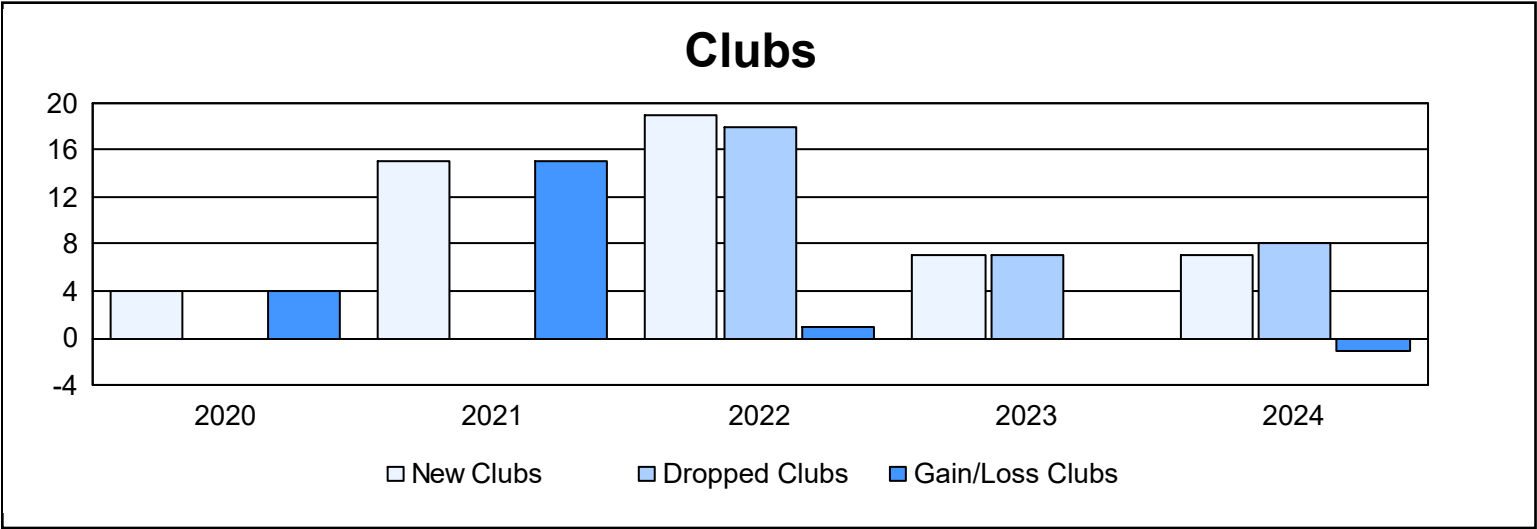
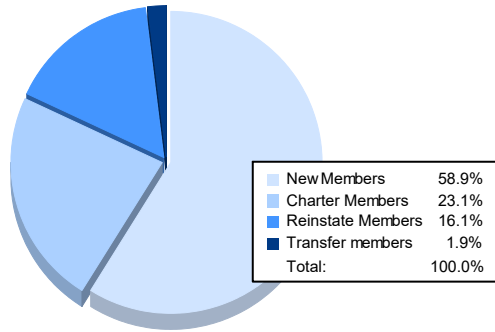


Year	New Clubs	Dropped Clubs	Gain/ Loss Clubs	New Members	Charter Members	Reinstate Members	Transfer Members	Total Member Added	Total Members Dropped	Gain/ Loss Members
2019-2020	4	0	4	386	209	265	28	888	1,264	-376
2020-2021	15	0	15	1,004	389	55	35	1,483	1,147	336
2021-2022	19	18	1	1,643	588	123	30	2,384	1,667	717
2022-2023	7	7	0	681	200	96	41	1,018	1,702	-684
2023-2024	7	8	-1	518	203	142	17	880	1,626	-746
Average	10	7	4	846	318	136	30	1,331	1,481	-151



### Membership Composition June 2024 Cumulative



### Gender Composition June 2024 Cumulative

